




Project No.: 2021-1-EL01-KA220-SCH-000023967

Call 2021 Round 1 KA2
KA220-SCH - Cooperation partnerships in school education
STEM Education for Primary Schools
STEM for Youngsters



SCIENCE • TECHNOLOGY • ENGINEERING • MATHEMATICS
for YOUNGSTERS

Прости машини



Co-funded by
the European Union




OTC ACADEMY



Днес отново
отиваме на
увеселителен
парк!

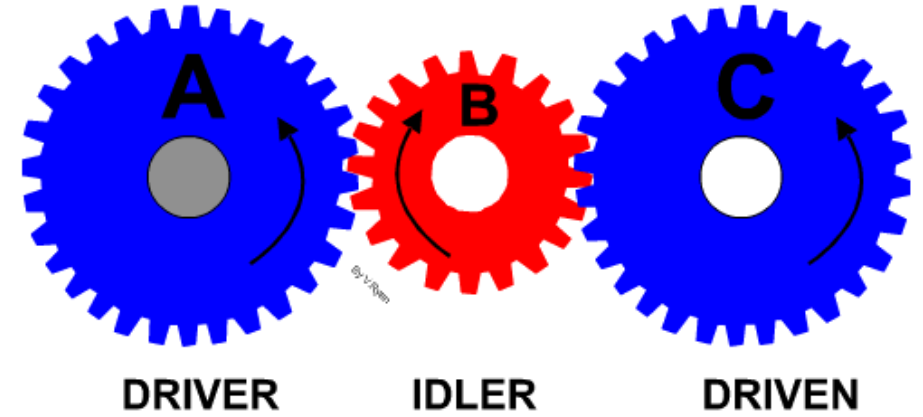



И ще направим
въртележка със
зъбни колела!



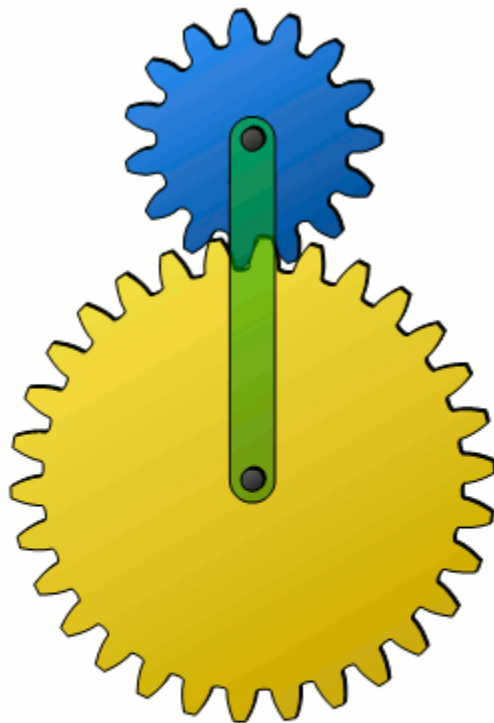
Помните ли кое е
задвижващото
зъбно колело и кое
е задвижваното?





Погледнете как се движат зъбните колела, когато се допират!

Когато се допират, две зъбни колела се движат в различни посоки.



Това, което ме
впечатлява, е
различната скорост на
големите и малките
зъбни колеа.

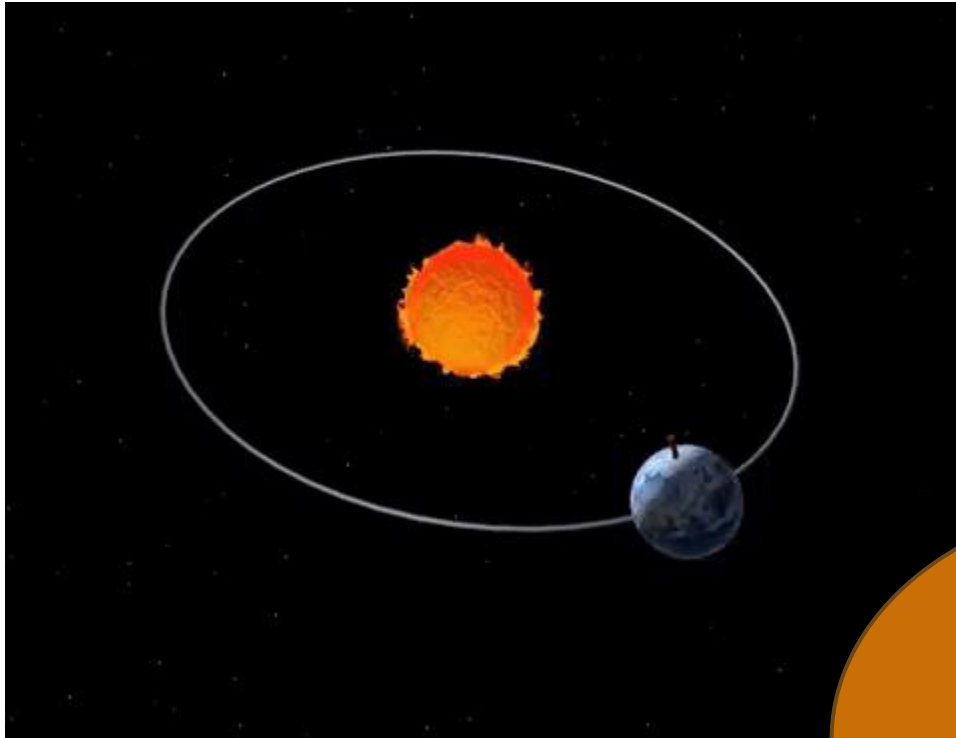
Коментирайте защо зъбните колеа с повече или по-малко зъби имат различна скорост.



Скучно ми е!
Кога ще отидем
на панаира?



След като
поговорим за
въртенето!



Има два вида
въртене: около себе
си и около друго
тяло. Земята
извършва и двете!


Така е! Знаеш ли
колко време е
необходимо на
Земята, за да
извърши тези две
движения?



Въртенето на
Земята около
Слънцето се
нарича
революция!



Никога не
опитваме това!




Сега вече е
време за
въртележката!


Бил съм на
въртележка на
други места,
освен на
панаира!




Обсъдете с учениците си дали са били на въртележка и какъв е техният опит от това!




1




2




3




4




5




6




7




8




9




10




11




12




13




14




15




16




17




18




19




20




21




22




23




24




25




26




27




28




29




30




31




32




33




34




35




36




37




38




39




40




41




42




43




44



46



47



48

